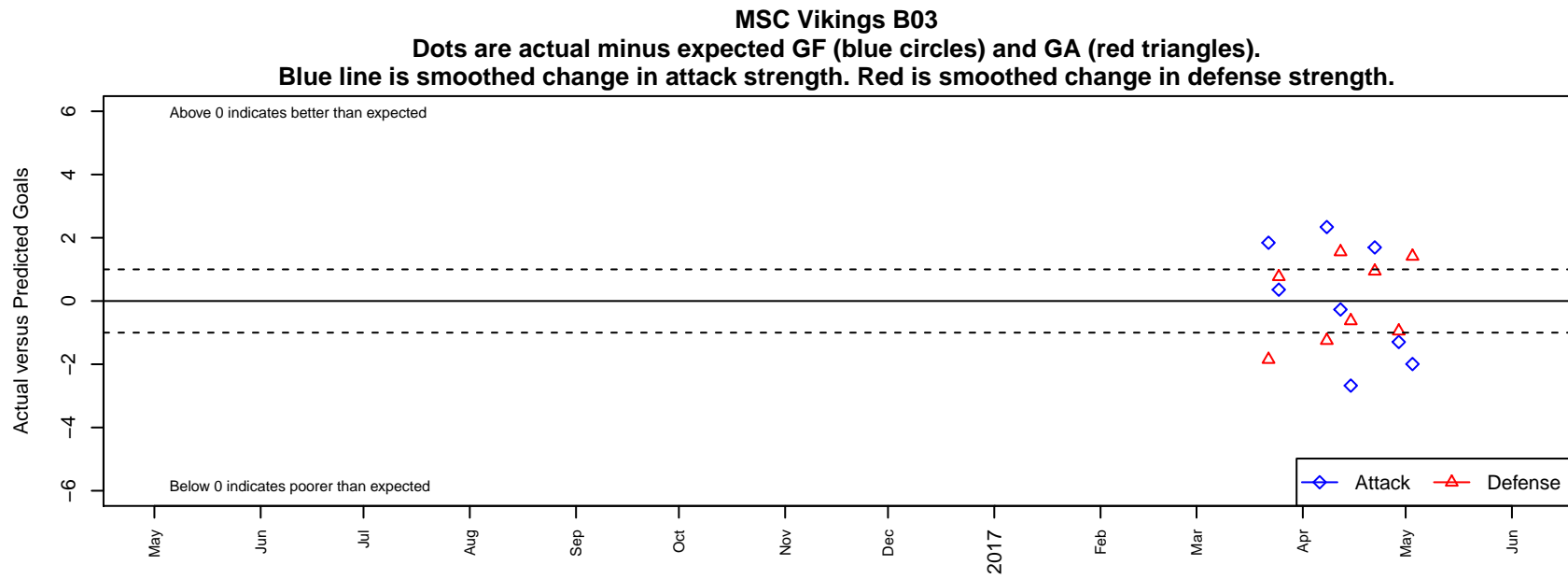


MSC Vikings B03

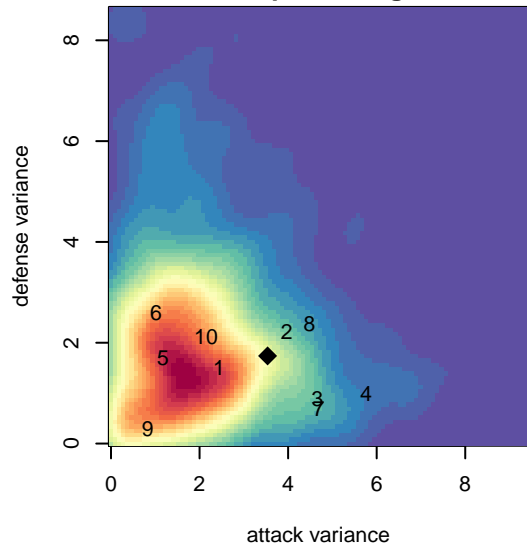
, ID
B03 total strength=1081
attack=3.31 defense=2.12
spr league = Spr Idaho D3 U14 Div 2

alt names used:
MSC VIKINGS – KIM

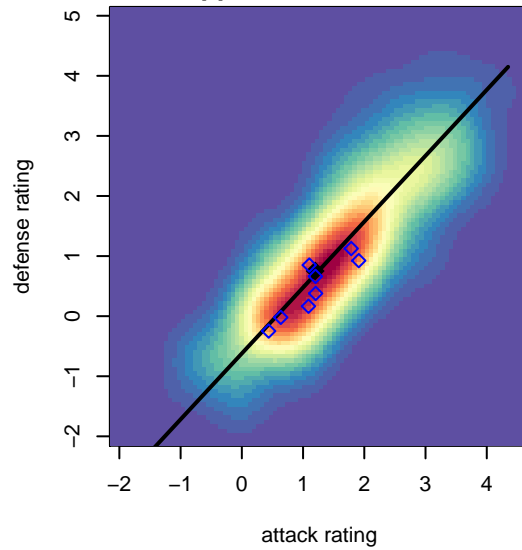
Venues played:
2016 Spr Idaho D3 U14 Division 2



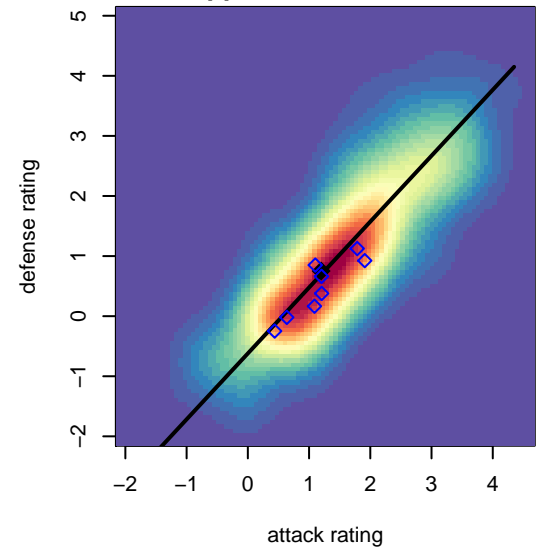
attack and defense variance (black dot)
relative to other teams
and top 10 in region



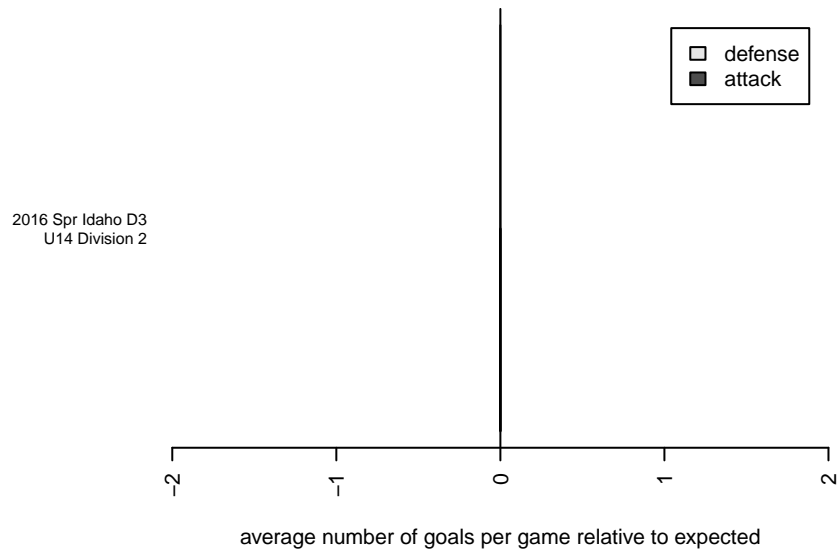
attack and defense rating
relative to others at age
and all opponents in last 13 months



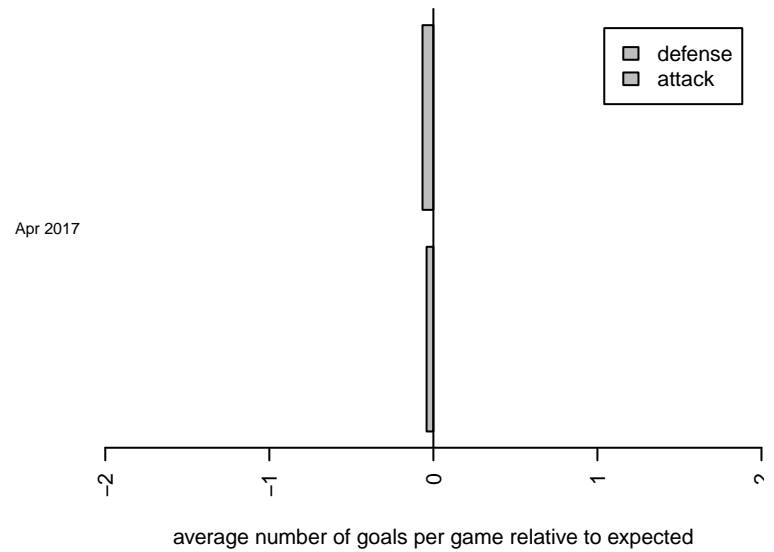
attack and defense rating
relative to others at age
and all opponents in last 13 months



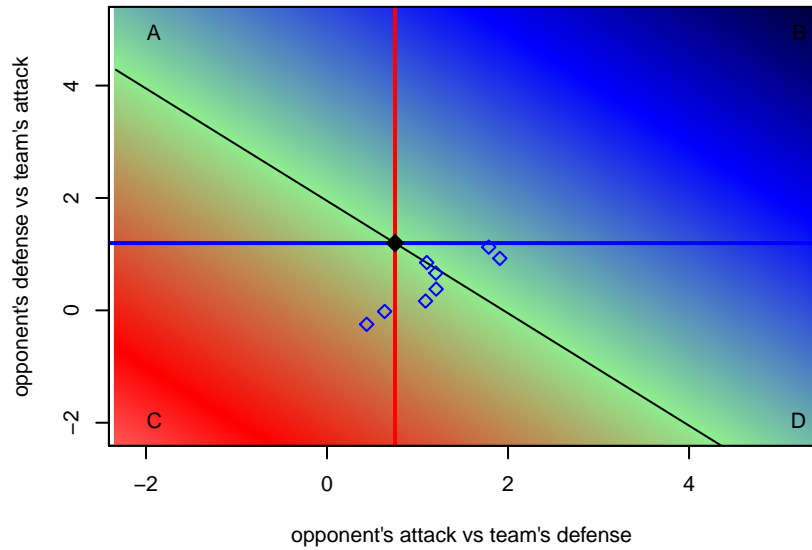
Performance relative to 13 month average



Performance relative to 13 month average



Distribution of opponents
 Red = Lose zone, Blue = Win zone, Green = Even
 Black line separates win/lose zones



lot. A=Neither has attack advantage, B=Opponent has both attack and defense advantage, C=Opponent has both attack and defense disadvantage, D=Both have

date	home		away		venue	pred.home	pred.away
2017-05-03	MSC Vikings B03	1	FC Alianza B03	0	2016 Spr Idaho D3 U14 Division 2	2.99	1.41
2017-04-29	Idaho Storm Rage B03	4	MSC Vikings B03	0	2016 Spr Idaho D3 U14 Division 2	3.05	1.30
2017-04-22	Idaho Arsenal United B03	0	MSC Vikings B03	5	2016 Spr Idaho D3 U14 Division 2	0.94	3.31
2017-04-15	Idaho Rush Azul B03	2	MSC Vikings B03	0	2016 Spr Idaho D3 U14 Division 2	1.37	2.68
2017-04-12	MSC Vikings B03	1	Boise Nationals Timbers Red B03	0	2016 Spr Idaho D3 U14 Division 2	1.27	1.55
2017-04-08	Sun Valley Blue B03	3	MSC Vikings B03	4	2016 Spr Idaho D3 U14 Division 2	1.75	1.66
2017-03-25	MSC Vikings B03	5	Nampa Premier SC B03	0	2016 Spr Idaho D3 U14 Division 2	4.64	0.77
2017-03-22	MSC Vikings B03	3	IDA-ORE FC Tigers Ontario B03	5	2016 Spr Idaho D3 U14 Division 2	1.16	3.15